

How to sign up for CCC's Introduction to Community Coaching e-learning module

Step 1 : Create a Locker account

- 1- Go to this website : <https://thelocker.coach.ca>
- 2- If you already have a Locker account, log in by entering your NCCP (National Coaching Certification Program) number and your password (go to step 2 below).
- 3- If you don't have a NCCP number and Locker account yet, create one from the link provided on the login page: "Don't have an NCCP#? Create one now!". **Note that if you have already done any type of NCCP training in the past (multisport or sport specific), you DO have a NCCP number. Please use the same one.**
- 4- Then follow the registration process, step by step.

Partner Resources ||| Subscribe to CAC eNews ||| Contact Us ||| Public Transcript ||| YouTube Twitter Facebook Search... EN | FR

coach.ca
REACH HIGHER

Be A Coach What is the NCCP? Coach Training Coach Resources Programs About CAC **The Locker**

LOGIN

NCCP# or Email [lookup my NCCP#](#)

Password [Forgot password?](#)

Remember Me

[Don't have an NCCP#? Create one now!](#)

LOGIN

- 5- Make sure that you check the box « I want to create a Locker account... for coaching events, and more! »

Partner Resources ||| Subscribe to CAC eNews ||| Contact Us ||| Public Transcript ||| YouTube Twitter Facebook Search... EN | FR

coach.ca
REACH HIGHER

Be A Coach What is the NCCP? Coach Training Coach Resources Programs About CAC **The Locker**

Welcome!

The Locker is an important tool that supports the efforts of all Canadians involved in coach education. Access to this site will provide all coaches with the opportunity to track their progress and guide their development.

The Locker has been developed by the Coaching Association of Canada to support its mission of enhancing the experiences of all Canadian athletes through quality coaching.

ACCESS

Coaches with a Locker account can view/update personal information, coaching records and access printable transcripts.

NCCP Partners can access coach records in their sport or jurisdiction.

QUESTIONS

If you have any questions please contact us by email at coach@coach.ca, or by phone, Monday through Friday, from 8:30 to 4:30 (ET) at 613-235-5000.

REGISTRATION

I want to create a Locker account for access to my transcript, eLearning opportunities, to sign up for coaching events, and more!

Yes! I want to subscribe and receive the latest coaching news, including #CoachToolkit tips, Inside Coaching, and Coaches Plan.

PROFILE

Email

First name

Last name

Gender

Birthday

- 6- Once you have completed your registration, you will receive an e-mail notification to validate your e-mail address and asking you to create a password.

Step 2 : Access all e-learning training opportunities in the Locker

- 1- Once you have completed your Locker registration process, go back to the Locker login page and enter your NCCP number and password to access your account.

Partner Resources ||| Subscribe to CAC eNews ||| Contact Us ||| Public Transcript ||| YouTube Twitter Facebook Search... EN | FR

coach.ca
REACH HIGHER

Be A Coach What is the NCCP? Coach Training Coach Resources Programs About CAC **The Locker**

LOGIN

NCCP# or Email [lookup my NCCP#](#)


Password [Forgot password?](#)

Remember Me

[Don't have an NCCP#? Create one now!](#)

LOGIN

- 2- On the home page of your account (first page to show when you log in), click on “elearning”.



- 3- Once on the elearning homepage, the multi-sport menu should appear by default. Be patient as it may take several seconds to load. Click on « Coach Initiation in Sport » in the menu on the left. This is the very first multi-sport training opportunity (non-specific to xc skiing) and is a pre-requisite before you can do Cross Country Canada’s “Introduction to Community Coaching” elearning module.

Partner Resources ||| Subscribe to CAC eNews ||| Contact Us ||| Public Transcript ||| YouTube Twitter Facebook Search... EN | FR

coach.ca
REACH HIGHER

Be A Coach What is the NCCP? Coach Training Coach Resources Programs About CAC **The Locker** Logout

eLearning

Multi-Sport

AVAILABLE

Coach Initiation in Sport

Coaching Athletes with a Disability

Developing Athletic Abilities pre-workshop session

Leading Drug-Free Sport Online Evaluation

Managing Conflict Online Evaluation

Make Ethical Decisions (MED) Online Evaluation

Making Head Way

COMPLETED

welcome to eLearning | Multi-Sport

- 1 Choose a sport from the drop-down list
- 2 Select an eLearning course from the left menu
- 3 Read the instructions and begin!

NOTE

- Internet Explorer 11 is currently not supported

- 4- Follow the instructions to sign up for the « Coach Initiation in Sport » module and then complete it!

Step 3 : Sign up and complete CCC's "Introduction to Community Coaching" elearning module.

- 1- Once you have completed the « Coach Initiation in Sport » module, log in your account and go to the elearning homepage again. This time click on « Cross Country Skiing » in the roll down menu and then on "Introduction to Community Coaching" in the menu on the left.

Partner Resources | Subscribe to CAC eNews | Contact Us | Public Transcript | YouTube | Facebook | Search... | EN | FR

coach.ca
REACH HIGHER

Be A Coach | What is the NCCP? | Coach Training | Coach Resources | Programs | About CAC | The Locker | Logout

eLearning

Cross Country Skiing

AVAILABLE

ICC Revision

Introduction to Community Coaching

welcome to eLearning | Cross Country Skiing

- 1 Choose a sport from the drop-down list
- 2 Select an eLearning course from the left menu
- 3 Read the instructions and begin!

- 2- Then click on "Pay now" at the bottom of the page. You will be asked to proceed with the payment of the registration fees using a credit card. Once your payment is confirmed, make sure you scroll down to the bottom of the page and click on "Begin".

eLearning | HOME | VOUCHERS

Cross Country Skiing

AVAILABLE

ICC Revision

Introduction to Community Coaching

COMPLETED

Coach Initiation in Sport

Introduction to Community Coaching

REQUIREMENTS

ALL OF THE FOLLOWING	FULFILLED
Coach Initiation in Sport	22-Nov-2016
Payment of \$52.00	--/--/--

Please note that you first need to complete the Coach Initiation in Sport module (CAC multisport module) before you are allowed to do Cross Country Canada's Introduction to Community Coaching module. Select the Coach Initiation in Sport e-learning module in the menu on the left.

Assistance contact: Stephen Novosad, snovosad@cccski.com

- **Internet Explorer 11 is currently not supported**
- Please note that this eLearning module is not optimized for mobile devices.
- If a blank page appears when you click begin, [click here](#) to ensure you have adobe flash installed and enabled.

BEGIN

- 3- You can now complete your Introduction to Community Coaching training! Once you have started the module, you can quit at any time and continue later on from where you last left the module.

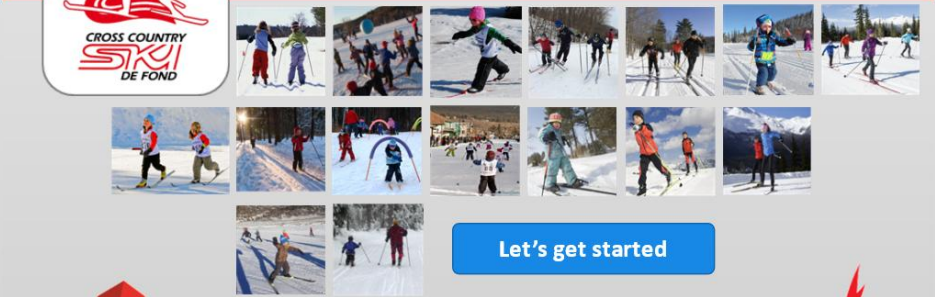

The screenshot shows a web-based training module interface. On the left is a 'Menu' sidebar with a tree structure of topics. The main content area features a title, a grid of images, a 'Let's get started' button, and logos for the National Coaching Certification Program and coach.ca. A progress bar is visible at the bottom.

Menu


- Setting Context
 - Welcome to Cross Country
 - Canada's Introduction to Community Coaching
- Navigation
 - NCCP Context
 - Course Steps
- Step 1: Introduction to Cross Country Canada and Coaching
- Step 2
- Step 3
- Step 4
- Step 5
 - Step 5: Equipment and Clothes
 - Topics in Part 5
 - Clothes for Skiing
 - Layering
 - Clothing for Cross-Country
 - Skiing
 - Head, Hands and Feet!
 - Make a Lesson Plan!
 - Learn More - Tips for Keeping Warm
 - Ski Equipment
 - Ski Equipment
 - Suggestions for Coaches: Equipment
 - Ski Glossary
 - Know the terms
 - Ski Classes: Part 1


ICC Online Module - 2018 08 17 (restricted menu) - final Resources | Notes


Welcome to Cross Country Canada's Introduction to Community Coaching



[Let's get started](#)

 **National Coaching Certification Program**

**coach.ca**
REACH HIGHER



- 4- When you have completed the module, it will automatically get credited to your account and you will earn the status of Community Coach *In Training*. You will then have the option of continuing your Community Coach training or proceed directly to the Comp-Intro. Coach training. For more information on the next available coaching pathways, check [CCC website](#).